

## AUAC00080 Dulux Acratex Roofbond GI

### Introduction

Part A  
194-85959

### Description and Image




Previously known as Dulux Acratex Roof Bond GI  
Dulux Acratex Roof Bond GI with InfraCOOL Technology is a quick drying high TSR water based primer which provides good adhesion and corrosion resistance for new or weathered galvanised / Zinalume surfaces.



### Features and Benefits

- Water based
- Excellent adhesion
- Universal primer
- High Total Solar Reflectance
- High Opacity
- Water thinning & easy application gives convenience and performance.
- Bonds tightly to all galvanised iron.
- Use it under AcraTex Roof Membrane systems.
- Optimum Cooling Benefit / Cooling Energy Saving
- Good hiding power

### Standards And Certifications

 <p>NATA Accredited: National Association of Testing Authorities</p>	 <p>Certified System: Quality ISO 9001</p>	 <p>Certified System: Environment ISO 14001</p>	
---	---	--	--

### Standards and Certifications

For details on these standards and certifications please reference the 'Approvals' section at the beginning of this document.  
Please contact your DuluxGroup representative for specific information on ESD credits / points.

**Uses**

Dulux Acratex Roof Bond GI can be applied to all cleaned and/or prepared galvanised surfaces for subsequent coating with any Dulux Acratex Roof Membrane top coats.

**Typical Specifications**

Typical System

Title:  
**AUAC02714 Dulux Acratex Cool Roof Commercial Satin on New galvanised**





Preparation Guide  
Refer Full Spec AUAC02714 Dulux Acratex Cool Roof Commercial Satin on New Hot dip galvanised (HDG) steel - structural [Exterior]

Coat	Product	Spread Rate (m <sup>2</sup> /L):	WFT (micron):	DFT (micron)
<b>1st Coat</b>	<b>Roofbond GI</b>	<b>5.1</b>	<b>195</b>	<b>75</b>
<b>2nd Coat</b>	<b>962 Cool Roof Commercial</b>	<b>5.4</b>	<b>186</b>	<b>75</b>
				Minimum System DFT: <b>150</b>

Notes:  
Practical spreading rates will vary from quoted theoretical figures depending on substrate porosity, surface roughness, overspray losses, application methods and environmental conditions (eg wind).  
Protect from rain and frost for 48 hours when apply at the recommended spread rate.  
  
Dry times apply to a single coat at recommended spread rate and at 25oC and 50% Relative Humidity  
Allow longer times under cool, moist, or still conditions and or when applied at high film builds.  
  
Do not apply paint if Relative Humidity is above 85% or temperature is within 3°C of Dew Point.  
Do not apply if the surface temperature is greater than 40°C or below 10°C, or likely to fall below 10°C during the application or drying period.

**Performance Guide**

Salt <b>NA</b>	Heat Resistance <b>Excellent resistance to usual exterior exposed surface temperatures.</b>
Water <b>Excellent resistance to rain and condensation for prolonged periods as part of system.</b>	Solvent <b>Sensitive to aromatic hydrocarbons and alcohols. Excellent when top coated</b>
Abrasion <b>NA</b>	Acid <b>NA</b>
Alkali <b>NA</b>	

Typical Properties			
V.O.C. Content <b>&lt; 40g/L untinted</b>			
Clean Up Clean up water			
Application Methods  Air Spray  Airless Spray  Brush  Roller			
Specifications	Solids by Volume		
	<input type="text" value="38.5"/>		
	Min	Max	Recommended
Wet Film Per Coat (microns)	<input type="text" value="195"/>	<input type="text" value="325"/>	<input type="text" value="195"/>
Dry Film Per Coat (microns)	<input type="text" value="75"/>	<input type="text" value="125"/>	<input type="text" value="75"/>
Theoretical Spread Rate (m <sup>2</sup> /L)	<input type="text" value="5.1"/>	<input type="text" value="3.1"/>	<input type="text" value="5"/>
Drying Time	Min	Max	Recommended
Recoat Time (min/hours)	<input type="text" value="4 Hours"/>	<input type="text" value="Indefinite"/>	<input type="text"/>

Application Guide
<p>Surface Preparation</p> <p>Ensure the surface to be painted is clean, dry and free from dust, dirt, grease, oils and wax by wiping or scrubbing the surface with rags or brushes wetted with mineral turpentine or white spirit, followed by wiping with clean rags. Loose or peeling/flaking paint must be completely removed. Care should be taken to avoid damaging the protective galvanised film.</p> <p>Any rust areas or where galvanising has eroded must be cleaned back to bare metal with a wire brush or abrasive paper, washed, dried and spot primed with 2 coats of Luxaprime Zinc Phosphate. The cleaned and dry surface should be primed as soon as possible.</p>
<p>Application Procedure and Equipment</p> <p><b>Brush, roller, and airless spray</b> Stir contents thoroughly with a broad flat stirrer, using a stirring, lifting action.</p> <p><b>Brush/Roller:</b> Apply an even coat to the prepared surface direct from the can.</p> <p><b>Airless Spray:</b> Suitable for application by all standard spray equipment. If necessary thin up to 50 ml per litre with water to aid atomisation.</p>

Health and Safety	
SDS Number <b>DLX003101</b>	SDS Link <a href="#">View SDS Link</a>
Using Safety Precautions  May cause an allergic skin reaction. Wear protective gloves/protective clothing including eye/face protection and suitable respirator.	
<b>Please refer to SDS Link. In case of emergency, please call 1800 220 770.</b>	

Precautions and Limitations
<p><b>This product data sheets shall be read in conjunction with the Dulux specification.</b></p> <p>To ensure colour uniformity and for optimum performance, Dulux recommend a full coating system including a Membrane topcoat. For <b>all</b> systems, the Texture &amp;/or Base Coat should be tinted in accordance with Tint Guide to the specified topcoat colour (or a colour as close as possible to the specified colour as product and Acratex tint rules allow).</p> <p><b>Important:</b> Not all colours are suitable for exterior use. Ensure that you have adequate tinted stock to complete the job in one application. All material must be thoroughly cross-mix to ensure tint uniformity. It is recommended to hold a volume of finish material for future maintenance touch-ups</p> <p>Practical spreading rates will vary from quoted theoretical figures depending on substrate porosity, surface roughness, overspray losses, application methods and environmental conditions (e.g. wind).</p> <ul style="list-style-type: none"> <li>• Do not apply paint if Relative Humidity is above 85% or temperature is within 3°C of Dew Point.</li> <li>• Do not apply if the surface temperature is greater than 40°C or below 10°C, or likely to fall below 10°C during the application or drying period.</li> <li>• Dry times apply to a single coat at recommended spread rate and at 25°C and 50% Relative Humidity</li> <li>• Allow longer times under cool, moist, or still conditions and or when applied at high film builds.</li> <li>• Protect from dew, rain and frost for 48 hours when apply at the recommended spread rate.</li> <li>• Avoid application in hot, windy conditions or on hot surfaces cool the surface by hosing with water and paint the cool damp surface.</li> <li>• The exterior texture coatings should be cleaned on a regular basis.</li> <li>• This will help maintain your overall aesthetic appearance and preserve your Acratex Texture coating system.</li> </ul> <p>Cleaning once every year will remove light soil as well as grime and airborne pollutants refer Dulux Acratex Care &amp; Maintenance Guide.</p>

Transport and Storage	
Line Shade /Pack A <b>194-85959</b>	Shipment Name <b>Not dangerous goods.; No special transport requirements.</b>
Size: <input type="text" value="15 Litre"/>	Weight: <input type="text" value="20.5 Kg"/>

#### Disclaimer

This Data Sheet is copyright to DuluxGroup (Australia) Pty Ltd and/or DuluxGroup (New Zealand) Pty Ltd (collectively, 'Dulux'). It may not be varied or altered without the prior written consent of Dulux, and if it is, Dulux has no responsibility or liability for those variations.

Unless Dulux has provided you with a customised, project-specific specification, this Data Sheet does not represent that any particular product or product system will be suitable for your project.

Any information provided in this Data Sheet is given in good faith and is believed by Dulux to be correct at the time of publication. Products and coating systems can be expected to perform as indicated in this Data Sheet, provided the substrate is in good condition, the coatings are applied by a suitably experienced and skilled applicator, and the preparation, application and maintenance is followed strictly as set out in this Data Sheet, and as recommended on the applicable Safety Data Sheets for the relevant products, available from [www.duspecplus.com.au](http://www.duspecplus.com.au). Climatic conditions at application time can affect product suitability and performance.

The correct colour or colour match is the responsibility of the applicator. Colours will change over time and Dulux does not guarantee that the same colour newly mixed will match a colour applied earlier which has been subjected to weathering or other change elements. No product colour is guaranteed against colour change.

Where any liability of Dulux in respect of this Data Sheet cannot by law be excluded, Dulux's liability is limited, as permitted by law and at Dulux's option, to resupply of the relevant products or services or to reimbursing the cost of those products or services.

WHERE LEAD MAY BE PRESENT: The asset manager is responsible for verifying the presence of lead and determining whether to remove or encapsulate the lead. If lead is present, the work must be done in strict accordance with AS 4361 Parts 1 and 2 and Worksafe Australia guidelines.